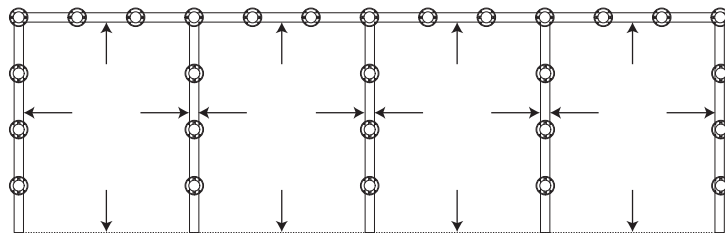


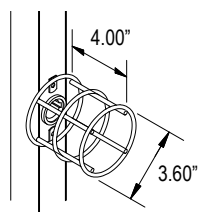
AQUARIUS MB-R Series Medium Base Striplight for Mirror/Vanity

- Surface-mounted striplight ideal for mirror/vanity lighting
- For use with medium base G, S or A style incandescent lamps up to 60W each. Lamps not included.
- Constructed of heavy-gauge extruded aluminum with 120V medium base lampholders
- Available in 6" or 12" lamp spacing (Consult factory for custom spacing)
- Wiring and components are concealed inside housing for a sleek, finished look
- Available in a variety of finishes to protect fixture against corrosion
- Custom color-matching powder coat finish also available
- Custom curving to radius available
- Dimmable with standard line voltage incandescent dimmers
- Fixture lengths can be specified to 1/8 inch
- Maximum length of single fixture section is 10ft
- Fixtures may ship in sections less than 10ft in order to minimize freight, unless specified otherwise
- Multiple fixture sections can be mounted end-to-end in continuous row
- Fixtures are pre-wired for quick and easy installation
- End caps include 7/8" diameter knockouts; conduit holes may also be opened on sides or bottom of fixture using drill bit
- Lamp guards required per code
- Optional receptacles and switches available
- ETL Listed for Dry and Damp location

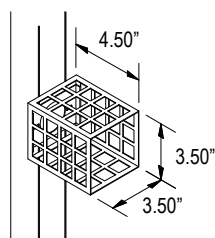


Customer must provide dimensions above
Lamp guards required per code

Lamp Guards

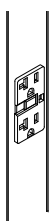


- Round Lamp Guard**
- Welded aluminum
 - Standard chrome finish
 - (Consult factory for custom finish)
 - Screw mounts to fixture



- Square Lamp Guard**
- Formed aluminum
 - Standard satin finish
 - (Consult factory for custom finish)
 - Screw mounts to fixture

Options

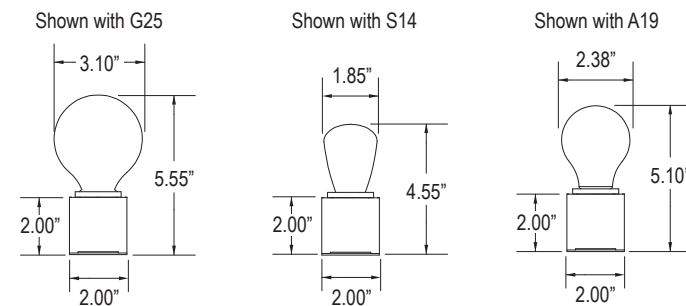


- Receptacle**
- UL Listed Class A GFCI
 - Rated for 20A, 120V
 - White color
 - Pre-installed into fixture



- Switch**
- UL Listed
 - Rated for 20A, 120V
 - White color
 - Pre-installed into fixture

Recommended Lamps



Only use medium base (E26) incandescent lamps up to 60W each. Must be G, S or A style lamps. Consult lamp manufacturers for details. Lamps not included with fixture.

How to Specify AQUARIUS MB-R Series

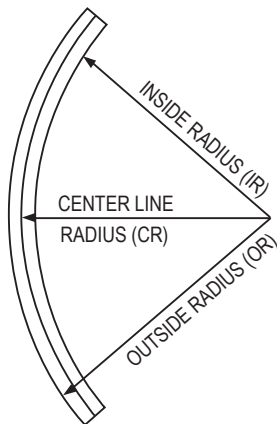
AQR - MB - R -				
	Lamp Spacing	Finish	Lamp Guard	Options
	6 12	PAL GLD SAT BLK WHT CPC	RLG SLG	RCV REC SWI
	6" on center 12" on center	Polished Aluminum Polished Gold Anodized satin Black powder coat White powder coat Custom powder coat (consult factory)	Round Lamp Guard Square Lamp Guard	Factory curved to radius (see Radius Guide for details) GFCI receptacle Rocker switch
	Consult factory for custom spacing		Lamp guards required by code	Leave blank for no options
Example	6	SAT	RLG	REC - SWI

Radius Guide for AQUARIUS MB-R Series

The AQUARIUS MB-R Series fixture can be ordered with custom curves. Complete the form below to specify exact radius information. Consult factory for assistance.

STEP 1 - FILL IN	PRODUCT CODE				Refer to "How to Specify AQUARIUS MB-R Series"
STEP 2 - FILL IN	TOTAL LENGTH OF RUN	FEET:	INCHES:		Measure length of entire run with this radius
STEP 3 - FILL IN	RADIUS	FEET:	INCHES:		Verify in field prior to ordering. Minimum radius is 2 feet.
STEP 4 - CIRCLE ONE	MEASURE POINT (See below for details)	IR	CR	OR	IR - Inside Radius CR - Centerline Radius OR - Outside Radius
STEP 5 - CIRCLE ONE	LAMP POSITION (See below for details)	LO	LI	LC	LO - Lamp Outside LI - Lamp Inside LC - Lamp Centered

Production will not begin until receipt of above information with appropriate sign-offs. Contractor is responsible for verifying field measurements. Allow 3 weeks for curving in addition to standard lead times.

Measure Point

Lamp Position
